



Fixation:	Visible
Largeur totale :	950mm
Largeur utile :	935mm
Profondeur du panneau :	34 mm
Epaisseur d'acier :	0.60 mm
Revêtements :	PVDF
Couleur :	voir nuancier RUUKKI
Direction de pose :	Horizontale et verticale
Longueur sur mesure:	500 – 6000mm



imported by

**FINN-ROOF Dachsysteme AG**

Zur Domäne 23

BE- 4750 Bütgenbach

BELGIUM

Tel. +32 80 446 060, Fax. +32 80 447 165

[info@finn-roof.com](mailto:info@finn-roof.com)

[www.finn-roof.com](http://www.finn-roof.com)

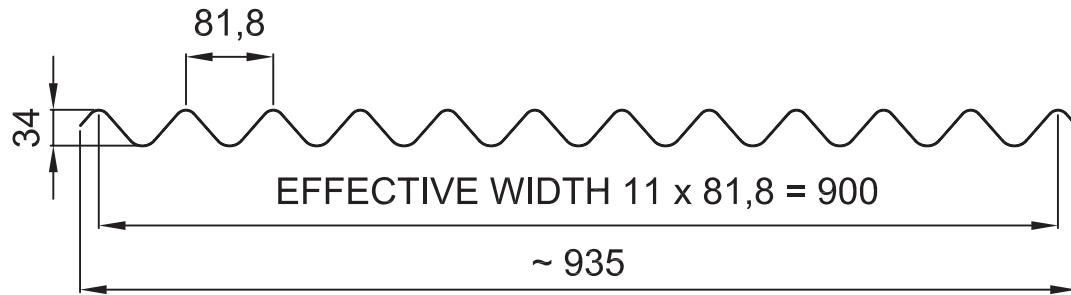


Contents of drawing

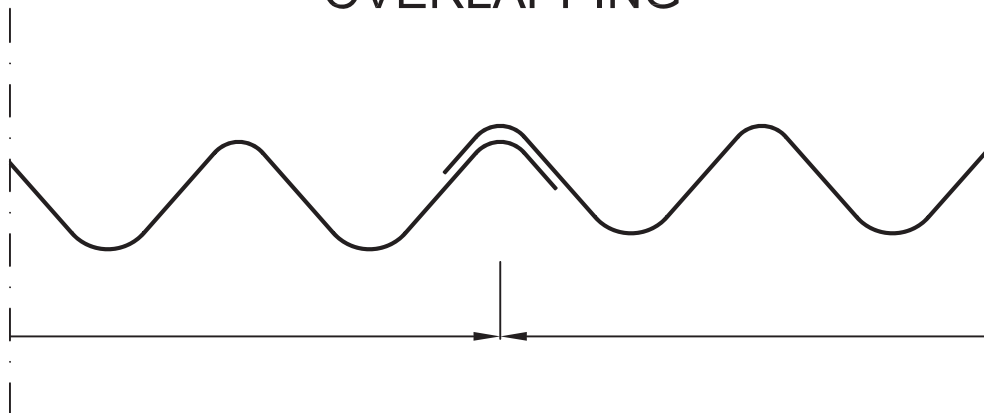
Design Rome S34

Dimensional drawing

Date 01.09.2010	Rev. date .	Work nr. .	Drw. nr. DPS34E	Rev. .
Drawn by Ruukki	Rev. .			
Scale 1:7.5	Building .		File nr. .	



OVERLAPPING



material thickness  $t = 0.60$  mm  
band width = 1250 mm  
length  $L = 500 \dots 6000$  mm

Copyright © Rautaruukki Corporation. Allowed only for designs with Ruukki's products