


Fixation:	Visible
Largeur totale :	1127mm
Largeur utile :	1100mm
Profondeur du panneau :	18 mm
Epaisseur d'acier :	0.60 mm
Revêtements :	PVDF
Couleur :	voir nuancier RUUKKI
Direction de pose :	Horizontale et verticale
Longueur sur mesure :	600 – 6000mm



imported by

FINN-ROOF Dachsysteme AG

Zur Domäne 23

BE- 4750 Bütgenbach

BELGIUM

Tel. +32 80 446 060, Fax. +32 80 447 165

info@finn-roof.com

www.finn-roof.com

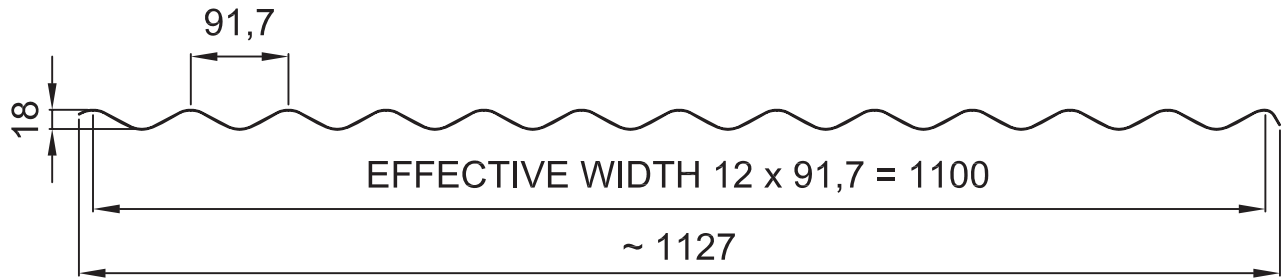


Contents of drawing

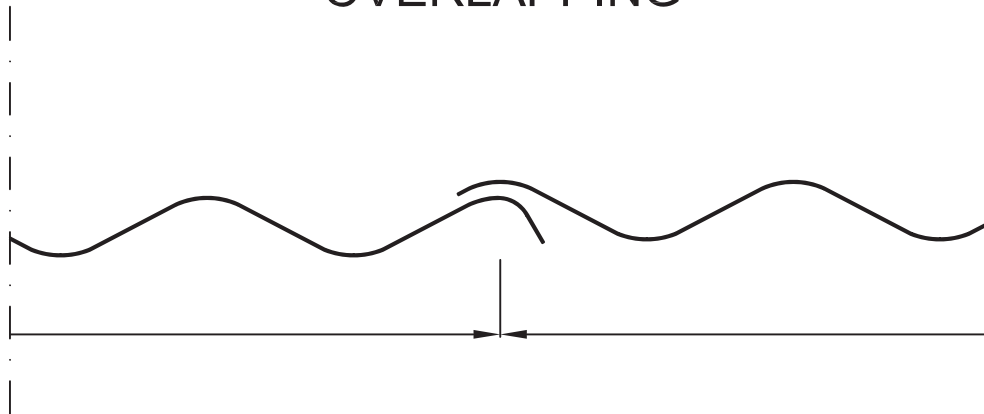
Design Tokyo S18

Dimensional drawing

Date 01.09.2010	Rev. date .	Work nr. .	Drw. nr. DPS18E	Rev. .
Drawn by Ruukki	Rev. .			
Scale 1:7.5	Building .		File nr. .	



OVERLAPPING



material thickness $t = 0.60$ mm
band width = 1250 mm
length $L = 600 \dots 6000$ mm