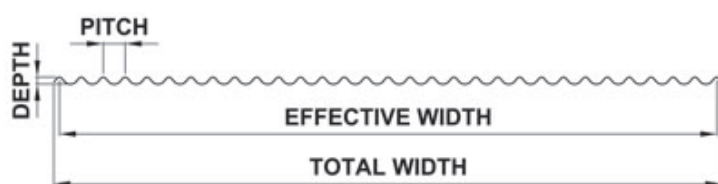




Bevestiging:	zichtbaar
Totale breedte :	1016mm
Effectieve breedte:	1000mm
Profiel hoogte :	10 mm
Staaldikte:	0.60 mm
Bescherming:	PVDF
Kleuren:	zie kleurstaal RUUKKI
Montage:	horizontaal en verticaal
Lengte op maat:	500 – 6000mm



imported by **FINN-ROOF**
DACHSYSTEME AG

FINN-ROOF Dachsysteme AG
Zur Domäne 23
BE- 4750 Bütgenbach
BELGIUM
Tel. +32 80 446 060, Fax. +32 80 447 165
info@finn-roof.com

www.finn-roof.com

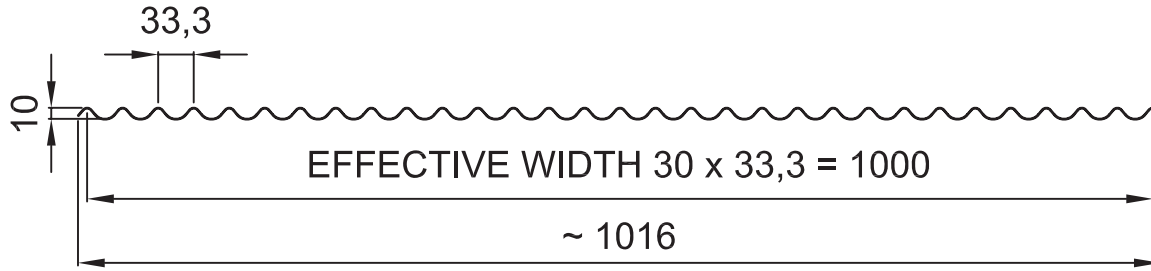


Contents of drawing

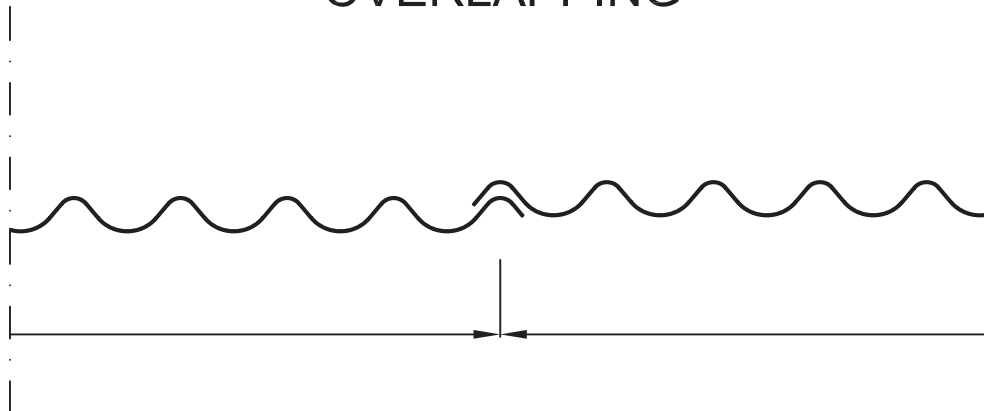
Design Venice S10

Dimensional drawing

Date 01.09.2010	Rev. date .	Work nr. .	Drw. nr. DPS10E	Rev. .
Drawn by Ruukki	Rev. .			
Scale 1:7.5	Building .		File nr. .	



OVERLAPPING



material thickness $t = 0.60$ mm
band width = 1250 mm
length $L = 500 \dots 6000$ mm