


**RUUKKI  
DESIGN PROFIEL  
VENICE S10**



# Technische eigenschappen

**Naam :** Design Venice S10

**Werkende breedte :** 998 mm

**Totale breedte :** 1012 mm

**Profiel hoogte :** 10 mm

**Maximale lengte :** 7,00 m

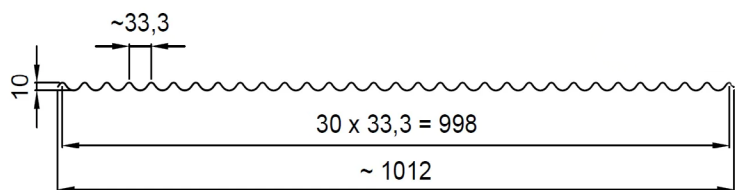

**Minimale lengte :** 0,50 m

**Staaldikte :** 0,60 mm (staal)


0,70 mm (Cor-Ten)

**Golf lengte :** ~33 mm

**Montage :** horizontaal en verticaal



## Kleuren




RR 20

**Wit**



RR 21

**Lichtgrijs**



RAL 7024 / RR 23

**Grijs**



RR 40

**Mat silver**




RR 41

**Donkergrijs**



RR 42

**Goud**



RR 43

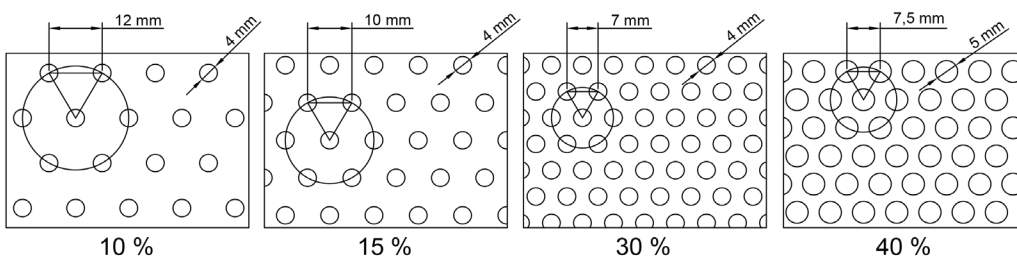
**Koper**



RR 45

**Graphite**

## Perforatie



## Coating

**Staal:** GreenCoat HIARC