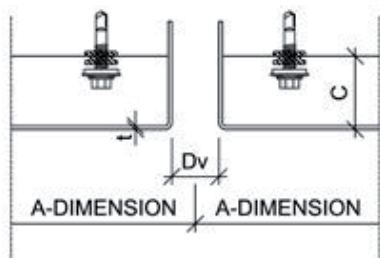


Fixation: Visible
 Profondeur du panneau (C): 30 mm
 Joint horizontal (Dh) : 34 mm
 Joint vertical (Dv): 10, 15, 20, 25,30 mm
 Epaisseur de l'acier COR-TEN : 1.50 mm
 Direction de pose : Horizontale



Coupe verticale



Coupe horizontale

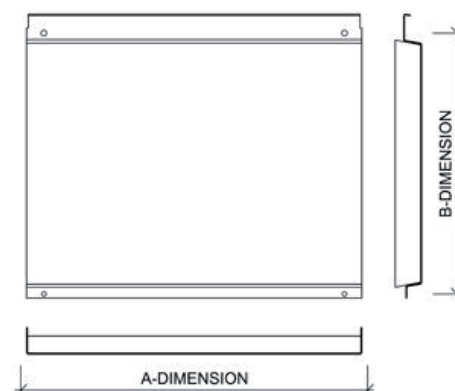
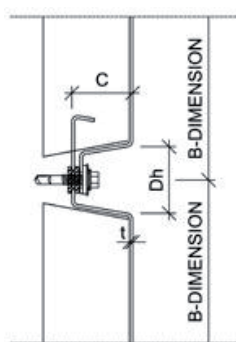
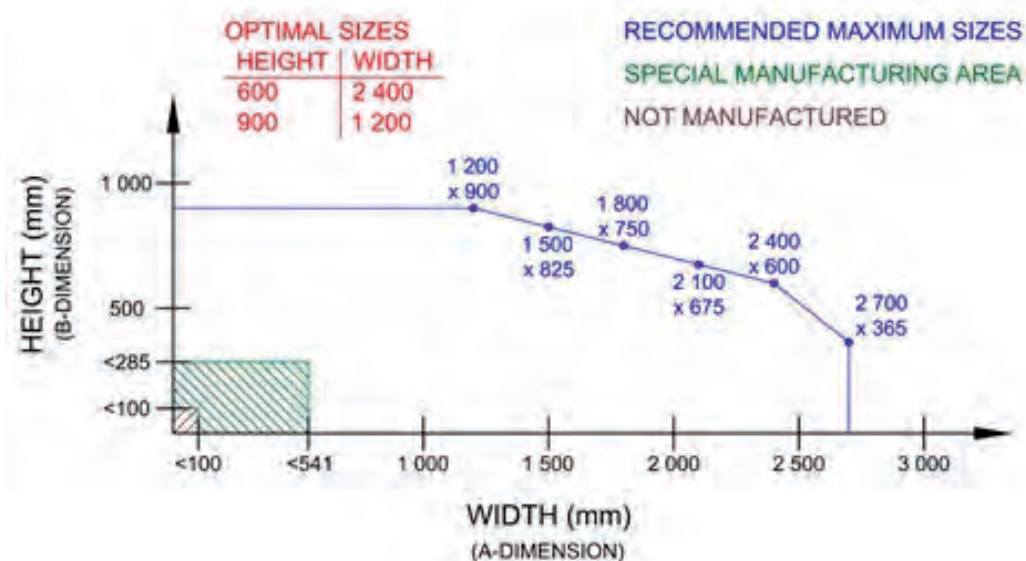


Tableau des dimensions



imported by **FINN-ROOF**
DACHSYSTEME AG

FINN-ROOF Dachsysteme AG

Zur Domäne 23

BE- 4750 Bütgenbach

BELGIUM

Tel. +32 80 446 060, Fax. +32 80 447 165

info@finn-roof.com

www.finn-roof.com