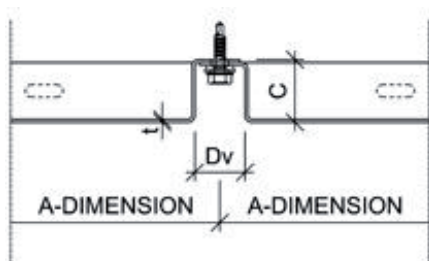


Fixation: Visible
 Profondeur du panneau (C): 20, 25,30 mm
 Joint horizontal (Dh) et vertical (Dv): 20, 25,30 mm
 Epaisseur d'acier : 1.20 mm
 Revêtements : PVDF
 Couleur : voir nuancier RUUKKI
 Direction de pose : Horizontale et Verticale



Coupe verticale



Coupe horizontale

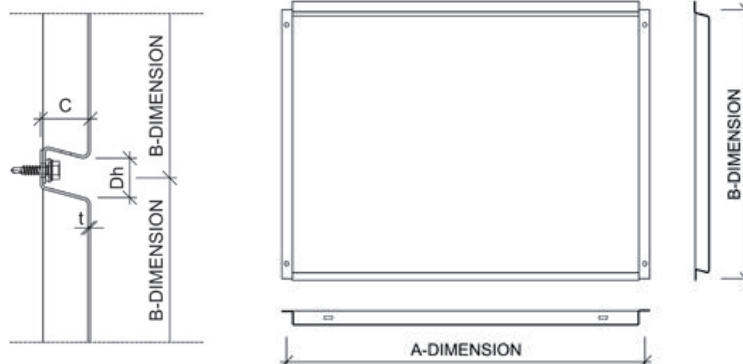
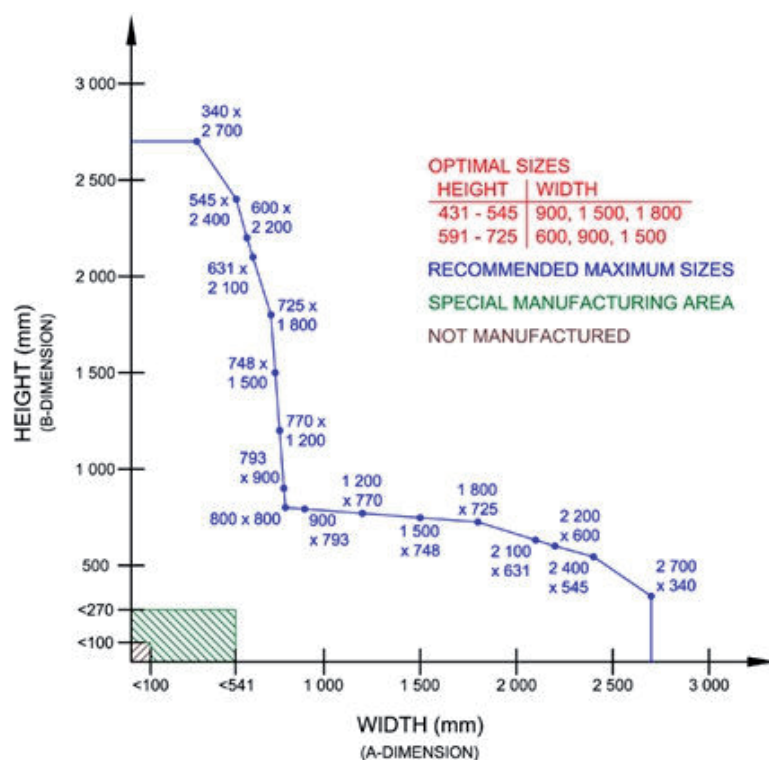


Tableau des dimensions



imported by **FINN-ROOF**
DACHSYSTEME AG

FINN-ROOF Dachsysteme AG
Zur Domäne 23
BE- 4750 Bütgenbach
BELGIUM
Tel. +32 80 446 060, Fax. +32 80 447 165
info@finn-roof.com

www.finn-roof.com